

Ben W. Kittredge, IV, MD
OrthoVirginia

Alexandria Office
(703) 810-5209
2805 Duke Street
Alexandria, Virginia 22314

Springfield Office
(703) 810-5210
6355 Walker Lane, Suite 202
Alexandria, Virginia 22310

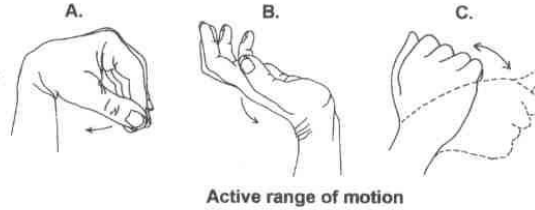
Wrist Tendonitis Rehabilitation Exercises

1. Active range of motion

A. Flexion (forward bending): Gently try to bend your wrist forward. Hold for 5 seconds. Repeat 10 times. Do 3 sets.

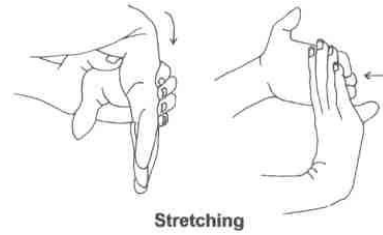
B. Extension (backward bend): Gently bend your wrist backward. Hold this position for 5 seconds. Repeat 10 times. Do 3 sets.

C. Side to side: Gently move your wrist from side to side, holding it for 5 seconds at each end. Repeat 10 times. Do 3 sets.

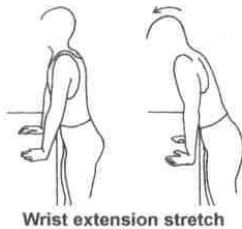


Active range of motion

2. Stretching: With your uninjured hand, help to bend your wrist down by pressing the back of your hand and holding for 15 to 30 seconds. Next, stretch it backward by pressing the fingers in a backward direction and holding for 15 to 30 seconds.



Stretching



Wrist extension stretch

3. Wrist extension stretch: Stand at a table with your palms down, fingers flat, and elbows straight. Lean your body weight forward. Hold this position for 15 to 30 seconds.

4. Wrist flexion stretch: Stand with the back of your hands on a table, palms facing up, fingers pointing toward your body, and elbows straight. Lean away from the table. Hold this position for 15 to 30 seconds.



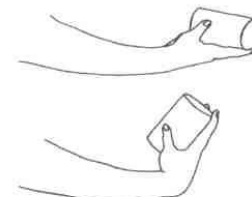
Wrist flexion stretch



Pronation and supination of the forearm

5. Pronation and supination of the forearm: With your elbow bent 90 degrees, turn your palm upward and hold for 5 seconds. Slowly turn your palm downward and hold for 5 seconds. Make sure you keep your elbow at your side and bent 90 degrees throughout this exercise. Repeat 10 times.

6. Wrist flexion exercise: Hold a can or hammer handle in your hand with your palm facing up. Bend your wrist upward. Slowly lower the weight and return to the starting position. Repeat 10 times. Do 3 sets of 10. Gradually increase the weight of the can or weight you are holding.



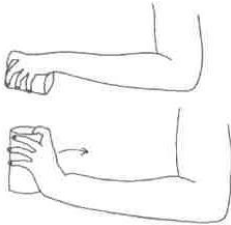
Wrist flexion

Ben W. Kittredge, IV, MD
OrthoVirginia

Alexandria Office
(703) 810-5209
2805 Duke Street
Alexandria, Virginia 22314

Springfield Office
(703) 810-5210
6355 Walker Lane, Suite 202
Alexandria, Virginia 22310

Wrist Tendonitis Rehabilitation Exercises



Wrist extension

7. Wrist extension: Hold a can or hammer handle in your hand with your palm facing down. Slowly bend your wrist upward. Slowly lower the weight down into the starting position. Repeat 10 times. Do 3 sets of 10. Gradually increase the weight of the object you are holding.

8. Grip strengthening: Squeeze a rubber ball and hold for 5 seconds. Repeat 10 times.



Grip strengthening

© HBO & Company